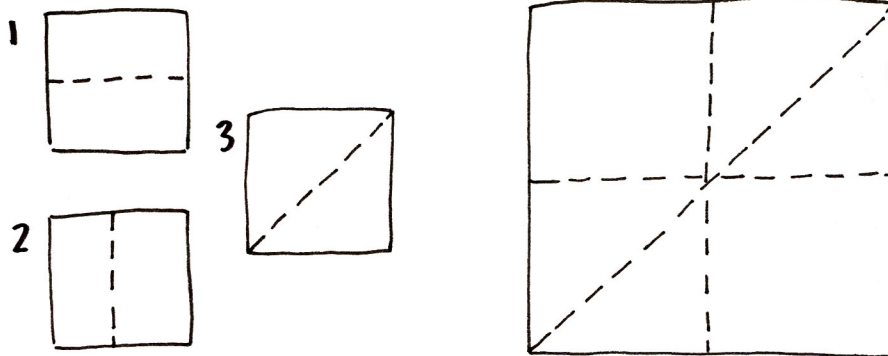


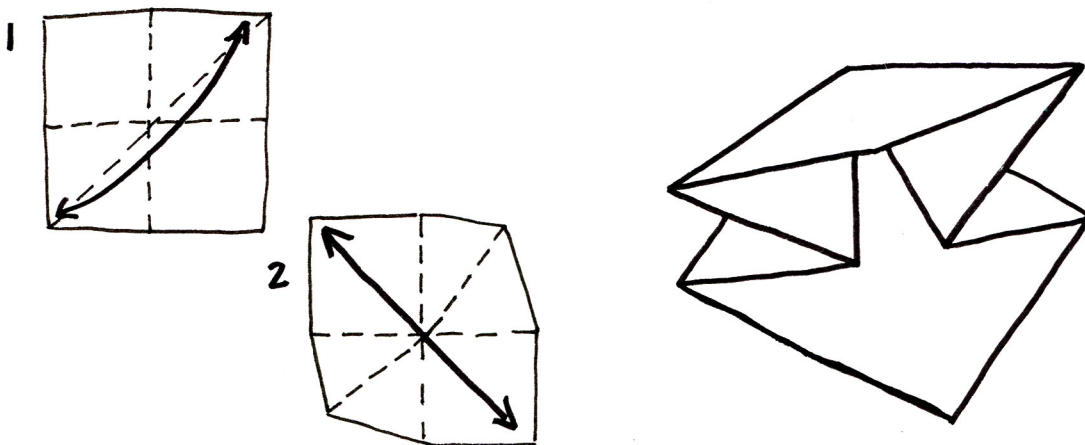
# FANCY CONCERTINA

- You will need perfectly **square** sheets for this book
- Fold the square in half lengthways - then lengthways the other way around - then from corner to corner

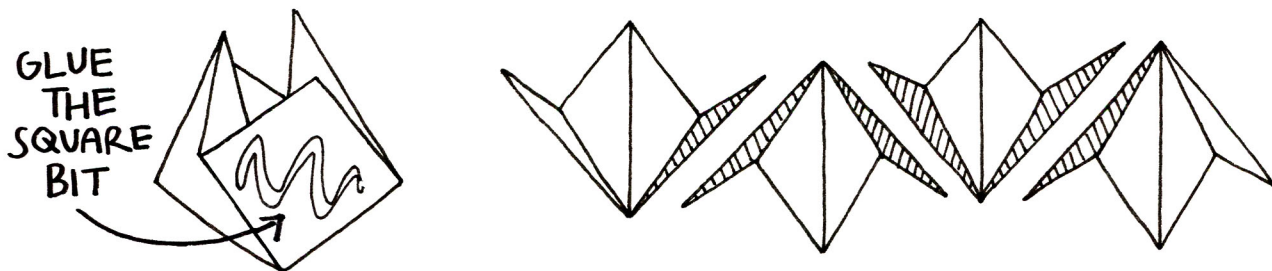


MAKE THE  
FOLDS  
THEN  
OPEN OUT

- Bring the opposite diagonal corners to meet each other
- Now bring the other two corners into the centre
- The sheet should fold into a flower shape, or something reminiscent of the demogorgon from Stranger Things



- Make as many of these folded sheets as you would like for the 'pages' of your book
- Glue the sheets back to back to make a concertina-like structure that opens out laterally



- ANOTHER OPTION: glue the sheets facing each other to make a structure which folds out into a star shape
- If you wish, add a square hard cover to either end of your fancy concertina. These will be made the same way as the hard covers for a regular/leprello concertina book.